

5225

S. Chandra



# Program Book

## Community Service Project

AP STATE COUNCIL OF HIGHER  
EDUCATION

(A STATUTORY BODY OF GOVERNMENT OF ANDHRA PRADESH)



**STUDY ON COVID VACCINATION PROGRAM IN POORNA  
MARKET AREA**

**BY  
SEESA CHINNI**

**REGD.NO: 720130805225**



**Estd : 1860**

**PROJECT WORK SUBMITTED TO MRS. A.V.N COLLEGE,  
AFFILIATED TO ANDHRA UNIVERSITY, VISAKHAPATNAM FOR  
THE PARTIAL FULFILLMENT OF DEGREE OF**

**BACHELOR OF SCIENCE**

**2020 – 2023**

# MRS A.V.N COLLEGE

VISAKHAPATNAM – 530001

ANDHRA PRADESH



## CERTIFICATE

This is to certify that project entitled as “ **STUDY ON COVID VACCINATION PROGRAM IN POORNA MARKET AREA** ” is bonafide work done by **SEESA CHINNI** (Regd.no: 720130805225 ), B.Sc – C.B.Z student under my guidance. I certify that the project work done by him/her is original and has not been submitted to any other information.

  
(M.Simhadri Naidu )

)PRINCIPAL

PRINCIPAL  
Mrs. A.V.N. COLLEGE  
VISAKHAPATNAM

  
P.Venkata Rao  
MENTOR

**Program Book  
for  
Community Service Project**

Name of the Student: SEESA. CHINNI

Name of the College: MRS AVN COLLEGE

Registration Number: 72013085225

Period of CSP: From: 01/10/22 To: 15/11/22

Name & Address of the Community/Habitation:

## Instructions to Students for Community Service Project

Please read the detailed Guidelines on Community Service Project hosted on the website of AP State Council of Higher Education <https://apsche.ap.gov.in>

### Link:

<https://apsche.ap.gov.in/Pdf/Guidelines%20for%20the%20OJT%20Internship%20Community%20Service%20Project.pdf>

1. It is mandatory for all the students to complete 2 months (180 hours) of Community Service Project as a part of the 10 month mandatory internship/on the job training.
2. Consider yourself as a committed volunteer in the community, you work with.
3. Every student should identify the village/community/habitation for Community Service Project (CSP) in consultation with the College Principal/the authorized person nominated by the Principal.
4. Report to the community/habitation as per the schedule given by the College. You must make your own arrangements of transportation to reach the community/habitation.
5. You will be assigned with a Faculty Guide from your College. He/She will be creating a WhatsApp group with your fellow volunteers. Post your daily activity done and/or any difficulty you encounter during the programme.
6. You should maintain punctuality in attending the CSP. Daily attendance is compulsory.
7. You are expected to learn about the community/habitation and their problems.
8. Know the leaders and the officials of the community/habitation.
9. While in project, always wear your College Identity Card.
10. If your College has a prescribed dress as uniform, wear the uniform daily.
11. Identify at least five learning objectives in consultation with your Faculty Guide. These learning objectives can address:
  - Information about the community, including the realities and problems of the society.
  - Need for creating awareness on socially relevant aspects/programs.
  - Acquiring specific Life Skills.
  - Learning areas of application of knowledge and technologies related to your discipline.
  - Identifying developmental needs of the community/habitation.

12. Practice professional communication skills with team members, and with the leaders and officials of the community. This includes expressing thoughts and ideas effectively through oral, written, and non-verbal communication, and utilizing listening skills.
13. **Be regular in filling up your Program Book. It shall be filled up in your own handwriting. Add additional sheets wherever necessary.**
14. At the end of Community Service Project, you shall be evaluated by the person in-charge of the community/habitation to whom you report to.
15. There shall also be evaluation at the end of the community service by the Faculty Guide and the Principal.
16. Do not indulge in any political activities.
17. Ensure that you do not cause any disturbance to the inhabitants or households during your interaction or collection of data.
18. Be cordial but not too intimate with the persons you come across during your service activities.
19. You should understand that during this activity, you are the ambassador of your College, and your behavior during the community service programme is of utmost importance.
20. If you are involved in any discipline related issues, you will be withdrawn from the programme immediately and disciplinary action shall be initiated.
21. Do not forget to keep up your family pride and prestige of your College.
22. Remember that you are rendering valuable service to the society and your role in the community development will become part of the history of the community.

## Community Service Project Report

*Submitted in accordance with the requirement for the degree of.....*

Name of the College: Mrs. AVN COLLEGE

Department: BSC. [Botany, Zoology, Chemistry]

Name of the Faculty Guide:

Duration of the CSP: From 1/10/22 To 15/11/22

Name of the Student: S. CHINNI

Programme of Study Study on covid vaccination Program in Poosna market area

Year of Study: 3<sup>rd</sup> year

Register Number: 720130805225.

Date of Submission:

### Student's Declaration

I, S. Chinai, a student of .....Program, Reg. No. 72313082516 of the Department of....., ..... College do hereby declare that I have completed the mandatory community service from..... to .....in ..... (Name of the Community/Habitation) under the Faculty Guideship of Venkata Rao (Name of the Faculty Guide), Department of.....in Mrs. A.V.N. Degree College

S. Chinai  
(Signature and Date)

### Endorsements



Faculty Guide



Head of the Department



Principal

**PRINCIPAL**  
**Mrs. A.V.N. COLLEGE**  
**VISAKHAPATNAM**



### Certificate from Official of the Community

This is to certify that S. A. Chinnai..... (Name of the Community Service Volunteer) Reg. No. 71012030531 of Mrs. A.V.N. College (Name of the College) underwent community service in ..... (Name of the Community) from 1/10/22..... to 15/11/22.....

The overall performance of the Community Service Volunteer during his/her community service is found to be Good..... (Satisfactory/Good).

  
P. Bal Thangaraj  
(Community Secretary)  
Authorized Signatory with Date and Seal

## ACKNOWLEDGEMENTS

Primarily I would thank god for being able to complete this project with success. then I would like to thank my sincere teacher Mr.

Whose valuable guidance has been the success his guidance has been the success his suggestions and his instructions has served as the major contribution in word completion of cleanliness and hygiene project then I would like to thank my parent and friends who have helped me with their valuable suggestions and guidance has been helpful in various phases of the completion of the project.

Last but not least I would like to thank my classmate who helped me a lot-

My sincere efforts have made me to accomplish the task of completing this project.

## CHAPTER 1: EXECUTIVE SUMMARY

The community service report shall have only a one-page executive summary. It shall include a brief description of the Community and summary of all the activities done by the student in CSP and five or more learning objectives and outcomes.

- \* We should always keep our surrounding neat and clean
- \* It is our duty to keep our country
- \* The main goal of cleanliness is health.
- \* It avoids the spreadings of dirt
- \* Cleanliness is very important for personal hygiene take and a healthy environment.
- \* We must take responsibility for cleaning our home and society.
- \* A clean and healthy society is very essential for the progress of the nation
- \* Cleanliness is a habit.
- \* We should always throw garbage in dust bin
- \* We must follow cleanliness rules and regulations
- \* Use a dust bin to throw waste. Do not throw waste on the ground.
- \* Cleanliness is very important in our life
- \* Cleanliness keep us healthy
- \* Our cleanliness can save the environment
- \* Cleanliness is a good habit.

## CHAPTER 2: OVERVIEW OF THE COMMUNITY

- About the Community/Village/Habitation including historical profile of the community/habitation, community diversity, traditions, ethics and values.
- Brief note on Socio-Economic conditions of the Community/Habitation.

Solid waste is any material that is primarily not a liquid or gas and is unwanted and/or unvalued discarded by its owner and can be from domestic or commercial or industrial operations.

Solid waste management entails the collection, transportation and disposal services. Cleanliness is both the abstract state of being clean and free from germs dirt, trash or waste and the habit of achieving and maintaining that state.

Cleanliness is often achieved through cleaning culture. Cleanliness is usually in good quality as indicated by the aphorism.

Cleanliness is next to Godliness and may be regarded as contributing to other goals such as health and beauty.

As an assertion of moral superiority or perceptibly cleanliness has played a role in establishing cultural values a relation to social class, humanitarian, and cultural imperialism.

Cleanliness is linked with proper hygiene.

### CHAPTER 3: COMMUNITY SERVICE PART

Description of the Activities undertaken in the Community during the Community Service Project. This part could end by reflecting on what kind of values, life skills, and technical skills the student acquired.

By getting involved in community service at a young age, students benefit in a lot of ways

- \*. Develops an increased sense of social responsibility, a global view of society and a heart for giving thanks and helping others.

⇒ Activities Done:-

1. Survey conducted in area
2. Conducted community Awareness Campaign
3. project- implemented in area
4. Created Project report

→ values learnt

1. Cooperation, 2. compassion, 3. Gratitude
4. Morality, 5. Respect, 6. Kindness, 7. Courage

→ TECHNICAL SKILLS LEARNT:-

1. Data Analysis
2. writing
3. Project Management
4. Analytics
5. Research

### ACTIVITY LOG FOR THE FIRST WEEK

DAY & DATE	BRIEF DESCRIPTION OF THE DAILY ACTIVITY	LEARNING OUTCOME	Person In-charge Signature
Day - 1	Surveying the villagers	Data collection & analysing	
Day - 2	Surveying the rural area	Data collection & Analysing	
Day - 3	Surveying the rural area	Data collection & analysing	
Day - 4	Surveying the rural area	Data collection & analysing	
Day - 5	Surveying the rural area	Data collection and analysing	
Day - 6	Surveying the rural area	Data collection & analysing	

## WEEKLY REPORT

WEEK - 1 (From Dt..... to Dt.....)

Objective of the Activity Done: to collect Demography data

Detailed Report:







In this first week our mental made a team with 4 members. to do community service project in Railway new colony which is under Vashlepatarm. Municipal corporation and a pradesh we selected topics

### Cleanliness and hygiene

Grilles in the drains  
Check that they are well placed that no animals  
can enter through them.

- \* windows. Screens and mosquito nets :- they are there to prevent the entry of birds and insects we must check that they do not have holes are broken.
- \* Buckets must always be closed. Except when used
- \* Do not leave doors windows open with out protection to prevent the entry of birds insects.
- \* Always. Wash hands after handling garbage or waste.

ACTIVITY LOG FOR THE SECOND WEEK

DAY & DATE	BRIEF DESCRIPTION OF THE DAILY ACTIVITY	LEARNING OUTCOME	Person In-charge Signature
Day - 1	Cleanliness and Hygiene Campaign conducted	We are keeping our surrounding clean also removing stagnant water	
Day - 2	Empowerment of Women campaign conducted	Given some message awareness to women to be independent financially and to be educated	
Day - 3	Green Earth make it happen Campaign Conducted	Demonstrated how Earth is being polluted and requesting to save it	
Day - 4	Dry waste and wet waste Separation Campin Conducted	They learnt about the environmental benefits of separating and wet waste.	
Day - 5	Digital waste and wet waste Separation Campaign conducted	Given awareness on kind support and two adopt digital in every home	
Day - 6	Diseases caused by mosquitoes campaign Conducted	They started using mosquito net some other measures like cleaning the stag	



## WEEKLY REPORT

WEEK - 2 (From Dt..... to Dt.....)

Objective of the Activity Done:







Detailed Report:

In this second week we (team) continued surveying houses on railways new colony Our survey had ended on this weekend.

When compared to first week we had lot of exposure with rural area while conducting survey in village. The Superstitions.

- They do not have seen only rural people
- At. an exhibition of moral superiority or respectability cleanliness has played role in establishing cultural values in relation to social class humankind.
- On a practical level cleanliness is thus related to hygiene and disease prevention washing is one way of achieving physical cleaning usually with water and often some kind of soap or detergent.
- Cleaning procedure are of the utmost importance in many forms of Manufacturing

**ACTIVITY LOG FOR THE THIRD WEEK**

DAY & DATE	BRIEF DESCRIPTION OF THE DAILY ACTIVITY	LEARNING OUTCOME	Person In-charge Signature
Day - 1	Health and hygiene camp conducted	Given some message regarding health & hygiene to avoid diseases	
Day - 2	Nestle - Canned. due to Superstitions campaign conducted	given awareness on behind Superstitions and nests of them to practice	
Day - 3	Practical of constructing soak pits campaign conducted.	This campaign helps people understand the impacts of plastic pollution.	
Day - 4	Plant something green Campaign conducted.	This campaign is to encourage home owners to to empty their lands saps	
Day - 5	End Plastic pollution campaign conducted	This campaign helps people understand the impacts of plastic pollution to ecosystem	
Day - 6	Green Pesticides Detox. Campaign conducted	given some awareness about the toxic gases released by industries and health	

## WEEKLY REPORT

WEEK - 3 (From Dt..... to Dt.....)

Objective of the Activity Done:

Community Awareness Campaigns Conducted

Detailed Report:

In this third week we are during survey & campaign in rural areas during survey we found rural areas should need awareness on some aspects so that they can change their aids steps to words community development.

To make village clean and green we conducted Health & Hygiene

We awarded people to avoid surrounding uncleanliness we awarded them about unhealthly habits.

Soak pits serve as secondary chambers receiving effluent from a primary sanitation technology for the treatment of waste water and gradually allow the effluent to percolate into the surrounding soil.

Plastic pollution is the accumulation of plastic objects and particles in the earth's environment that adversely affects human wild life and their habit.

The main goal of the Detox Campaign was to replace after pollution caused by toxic chemicals stemming from the global textile industry by targeting

ACTIVITY LOG FOR THE FOURTH WEEK

DAY & DATE	BRIEF DESCRIPTION OF THE DAILY ACTIVITY	LEARNING OUTCOME	Person In-charge Signature
Day - 1	Project implementation plan is made	Data analysis critical thinking problem solving	W
Day - 2	A Clean Body is a Healthy Body	Keeping our body clean will protect us. Several viruses and bacteria	W
Day - 3	on the 4th week visited the houses and surveys, again on the cleanliness and hygiene	All are hygienic	W
Day - 4	After all procedure done then am ready to write the CIP manual	written skill	W
Day - 5	Searching on the internet for gathering information for selected community	Internet skills	W
Day - 6	All the matter is gathered. A selected best information written in log book.	Thinking	W

## WEEKLY REPORT

WEEK - 4 (From Dt..... to Dt.....)

Objective of the Activity Done:

Project implementation in rural area:-

Detailed Report:

In This Fourth week we have implemented one project in railway new colony area. This implementation of Project included Explaining Banned Plastics, rural development goals, ways to start small business in rural poor area.

In cleanliness and hygiene is very important in today's society for both healthy and social in today's society means keeping your hands and body clean. is very important in stopping the development and spread of viruses and infection. This simple habit doesn't just benefit you, health it can help protect them around you too.

Personal hygiene is how you care for your body. This practice includes bathing, washing your hands, brushing your teeth and more. Every day come into contact with millions of outside germs and viruses.

### Being hygienic

is very important if you wish to have a healthy life. when you to proper care of your hygienic confidence and success will automatically come to your door step.

ACTIVITY LOG FOR THE FIFTH WEEK

DAY & DATE	BRIEF DESCRIPTION OF THE DAILY ACTIVITY	LEARNING OUTCOME	Person In-charge Signature
Day - 1	organizing the primary data collected through survey	writing Data Analysis	M
Day - 2	To collect demographic phy data	Data Analysis Decision	✓
Day - 3	All the collected data The information is showed to our mentor.	with our mentor Collected small mistakes then I rectified	✓
Day - 4	After that all information in to a pay	usage of mobile	✓
Day - 5	Programn Book is make into a pay	usage of mobile	✓
Day - 6	I thinked the project completed I learn so much information	Critical Thinking	✓

## WEEKLY REPORT

WEEK - 5 (From Dt..... to Dt.....)

Objective of the Activity Done:

Project final Report writing

Detailed Report:

In this fifth week we the fifteen members of our team had gathered in college and analyzed the raw data collected during survey.

The primary data was clearly and neatly observed and we made final report of our survey data and submitted in college.

First we organized the primary data collected through survey then we discussed with in our team on this final report and how to make it we analyzed the raw data and further study then the tabular data made into a graphical representation.

The final report was made with the campaign conducted data and description of data. At the tabular data made into a graphical representation.

We have worked daily 6 hours for this project totally we have worked 180 hours [30 days  $\times$  6 hrs = 180 hours]

to complete and submit of this project we enjoyed process qualities of life.

It is considered next to godliness.

## Describe the problems you have identified in the community

### PROBLEMS IN TALARIPATA

1. Proper drainage system is not there area during heavy rain as the near the by water tank gets filled. full of rain water and Pulpitine water flows into area  
[As a drainage is broken this tank]
3. Cleanliness means maintaining one's surrounding home and body not neat & clean.
4. Neglecting garbage and various waste material by not disposing of them properly
5. Open defecation
6. Open Sewerage
7. Drinking Contaminated water
8. Failure to Exterminate Mosquitoes
9. Open Sewage System
10. Mosquitoes are a nuisance
11. Water is wasted by Negligence
12. Open defecation: if this issue is not taken seriously which is very dangerous to people's health. The faeces, Excreted by flies and worms will enter the water and food and the Enter Mouth and Spread in infections



Short-term and long term action plan for possible solutions for the problems identified and that could be recommended to the concerned authorities for implementation.

- + Proper drainage system should be laid in area
- + Some streets are not having street lights.
- + Some people are still living in very poor sanitary conditions
- + Volunteers and ACHA workers should motivate and guide them about health and hygiene.
- + I have never seen municipal workers to sweep the main roads in area and drainage cleaning and bleaching the dusty areas
- + I request G.M.C. to take necessary actions
- + Working staff are not working properly. remains uncleaned.
- + It has become difficult for us to dwell here due to the unpleasant smell emitted from that heap of garbage. Therefore I request you to solve this problem as soon as possible. Your quick action will be highly appreciated.

Description of the Community awareness programme/s conducted w.r.t the problems and their outcomes.

## COMMUNITY AWARENESS PROGRAMME:-

On total 6 Community awareness programmes were conducted in Pedda Talai-pala

1. Cleanliness and Hygiene.
2. Women Empowerment
3. Green Earth make it happen.
4. Digital in Rural.
5. Dry waste and wet separation
6. Health and Hygiene.

Healthy and Hygiene Programme is to bring awareness among rural areas to have clean surrounding among and have healthy diet and healthy habits.

Women Empowerment is to aware areas about the women development and its necessity in present society

Green Earth Make it happen awareness Programme is to make rural areas are clean to not use non degradable materials and to plant trees in areas. Rural Digitalization Programme was conducted to aware the importance of the digitalization in day to day life



